

**INNOVATION
ACADEMY
WEST**



**2021 - 2022
ANNUAL REPORT**



*Every Child
Needs a*
CHAMPION

Mission Statement

Innovation Academy West is a place of learning where students are challenged and empowered to reach their full potential academically, socially, and emotionally. Through a process of integrating technology into a rigorous literature-based curriculum, and promoting positive behaviors in a small school setting, we lay the foundation for the future success of students.

Sponsor Statement


St. Aloysius, as the sponsor of this school, is legally mandated to provide oversight, monitoring, and technical assistance. As part of the monitoring process, the performance of the school is assessed and evaluated on each of the required Ohio School Report Card components. Additionally, St. Aloysius has a regular presence at school board meetings where student performance indicators such as attendance, behavior, and academic achievement are tracked. Additionally, finance and organizational issues that impact student success are reviewed and discussed. Key to the oversight, monitoring, and technical assistance is St. Aloysius' review of the school's Ohio Improvement Process (OIP) plan development and implementation. As a result of our thorough oversight and monitoring, St. Aloysius has determined that this school is substantially compliant with the rules and regulations governing community schools.

All community school sponsors are required to submit a written report of the evaluation results of the school's academic, financial, and organizational performance, as well as the school's legal compliance with Ohio Revised Code, Ohio Administrative Code, and to the terms of the Community School contract. This report must be made available to parents of students enrolled in the community school by November 30th of each year under OAC 3301-102-05 (A) (3). An Annual Report regarding the performance of this school and other schools under the sponsorship of St. Aloysius will be posted on our website at www.stalschildren.org/charterschools and www.charterschoolspec.com no later than November 30, 2022. Parents are urged to review this report, in addition to other monitoring and evaluation reports available through the school or the sponsor for a full understanding of the school's performance.



Vision Statement

Our mission it to provide quality rigorous instruction incorporating technology, in a safe, disciplined, nurturing environment in collaboration with families and the community.



School Administration



Maria Hejnal
Administrator
Innovation Academy West
13111 Crossburn Avenue
Cleveland, Ohio 44135



School Board

Lillie Thomas-Blair
President

Jason Clotman
Board Member

Brenda Watkins
Vice President

Jo Anna Pugh - Fitzpatrick
Board Member

Arnell Hurt
Treasurer



Financial Statement

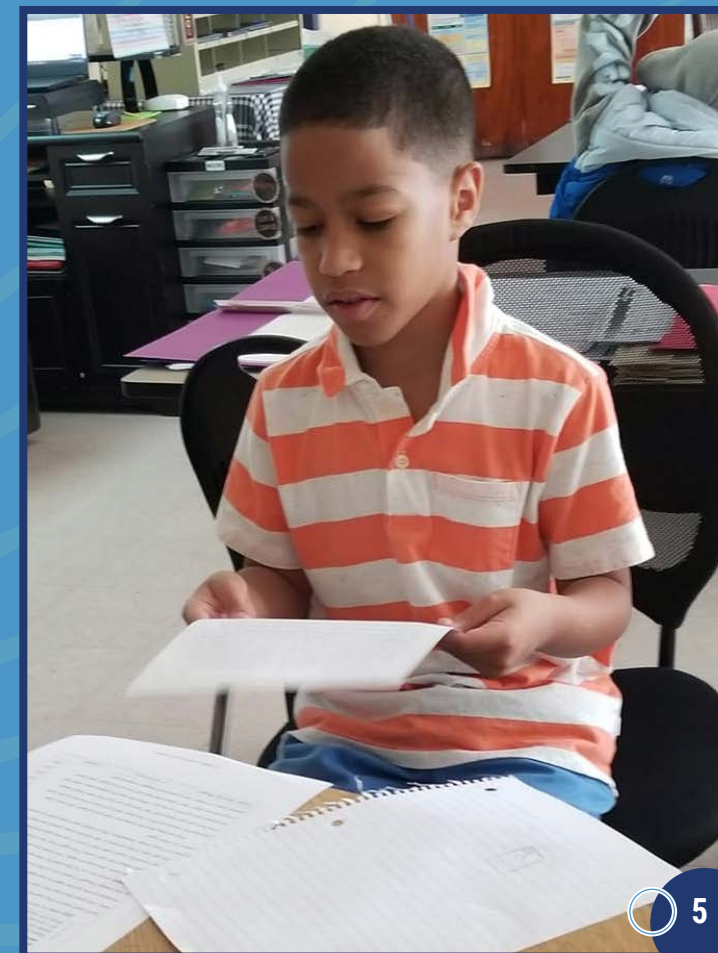

FTE:.....	102.00
Total Operating Revenues:.....	\$ 1,983,347.25
Total Operating Expenditures:	\$ 1,755,300.52
Total Federal Grants:.....	\$ 1,108,823.00
Total Assets:	\$ 555,276.42
Total Liabilities:	\$ 287,474.39

*Presentation Excludes GASB 68
Amounts Obtained From June 30, 2022 Board Financial Reports- Unaudited*

School

Achievement

Highlights



Community Service Projects

- North Royalton Center on Aging – The school collected and donated over 7000 plastic bags for homeless people in Northeast, OH.

New Programs

- Implementation of the Ron Clark Academy House System
- Sports Programs
- Taekwondo
- Music

Academic Growth Incentive

- Winter MAP Assessment - One Level or More Growth Bowling House Celebration

Events

- Fall Festival
- Title I Night

Demographics

Chart



Demographic Categories	Number of Students	%
● African American	46	49.46
● Asian/Pac. Islander	0	0
● Hispanic	16	17.2
● American Indian/Native Alaskan	0	0
● Multiracial	7	7.53
● White, Non-Hispanic	24	25.81
● Not Specified	0	0

Attendance

Rate

84.9%

Academic Goals

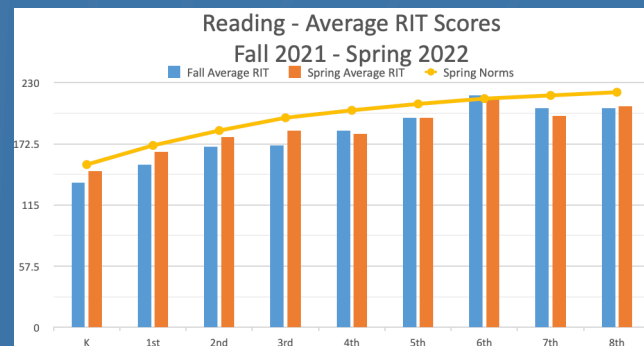
By 07/31/2023, the school will improve the performance of all students in all grades by increasing the attendance rate by 6.4%, as evidenced by the State Report Card.

By 07/31/2023, the school will improve the performance of all students in all grades by increasing performance in ELA by 17.6%, as indicated on State Report Card - Performance Index.

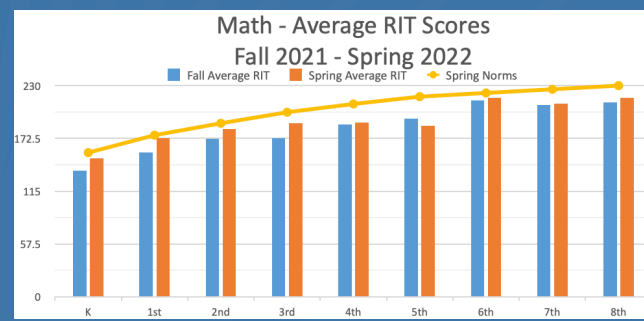
By 07/31/2023, the school will improve the performance of all students in all grades by increasing performance in mathematics by 17.6%, as indicated on State Report Card - Performance Index.

Academic Testing

IAW	Fall	Spring	
Reading	Average RIT	Average RIT	Spring Norms
K	136	147	153
1st	153	165	171
2nd	170	179	185
3rd	171	185	197
4th	185	182	204
5th	197	197	210
6th	218	215	215
7th	206	199	218
8th	206	208	221



IAW	Fall	Spring	
Math	Average RIT	Average RIT	Spring Norms
K	137	151	157
1st	157	173	176
2nd	172	183	189
3rd	173	189	201
4th	188	190	210
5th	194	186	218
6th	214	217	222
7th	209	210	226
8th	212	217	230



State Report Card

Ohio School Report Cards

Innovation Academy West School at a glance

2021 - 2022 Report Card for Innovation Academy West

The Ohio School Report Cards include performance information provided by schools and districts including academic, financial, and opportunity to learn data. Some of this data is then combined into six components that receive star ratings to indicate the level of performance for the school and district.

Achievement

This component represents whether student performance on state tests met established thresholds and how well students performed on tests overall.



Needs significant support to meet state standards in academic achievement.

Progress

This component looks closely at the growth all students are making based on their past performances.



Evidence that the school met student growth expectations.

Gap Closing

The Gap Closing Component is a measure of the reduction in educational gaps for student subgroups.



Meets state standards in closing educational gaps.

Performance Index **46.2%**

Graduation

The Graduation Component is a measure of the four-year adjusted cohort graduation rate and the five-year adjusted cohort graduation rate.



Graduation Rates
This school is not evaluated for graduation rate because there are not enough students in the graduating class.

Early Literacy

This component looks at how successful schools are at improving reading for at-risk students in grades K-3.



Needs significant support to meet state standards in early literacy (K-3).

Improving K-3 Literacy **21.7%**
Third Grade Reading Proficiency **41.2%**
Promotion to Fourth Grade **94.1%**

College, Career, Workforce and Military Readiness

This component looks at how well-prepared Ohio's students are for future opportunities, whether training in a technical field or preparing for work or college.

Students who are Ready **NC**

Annual Performance Goals **40.0%**





13111 Crossburn Avenue
Cleveland, Ohio 44135
216-772-1340
www.iawedu.org



 [InnovationAcademyWest](https://www.facebook.com/InnovationAcademyWest)

